

An Introduction to *Guitar* Package

Xiao Du

Modified: 26 April, 2019. Compiled: February 5, 2025

1 Quick Start with Guitar

This is a manual for Guitar package. The Guitar package is aimed for RNA landmark-guided transcriptomic analysis of RNA-related genomic features.

The Guitar package enables the comparison of multiple genomic features, which need to be stored in a name list. Please see the following example, which reads 1000 RNA m6A methylation sites into R for detection. Of course, in actual data analysis, features may come from multiple sets of resources.

```
library(Guitar)

## Loading required package: GenomicFeatures
## Loading required package: BiocGenerics
## Loading required package: generics
##
## Attaching package: 'generics'
## The following objects are masked from 'package:base':
##
##      as.difftime, as.factor, as.ordered, intersect,
##      is.element, setdiff, setequal, union
##
## Attaching package: 'BiocGenerics'
## The following objects are masked from 'package:stats':
##
##      IQR, mad, sd, var, xtabs
## The following objects are masked from 'package:base':
##
##      Filter, Find, Map, Position, Reduce,
##      anyDuplicated, aperm, append, as.data.frame,
##      basename, cbind, colnames, dirname, do.call,
##      duplicated, eval, evalq, get, grep, grepl,
##      is.unsorted, lapply, mapply, match, mget, order,
##      paste, pmax, pmax.int, pmin, pmin.int, rank,
##      rbind, rownames, sapply, saveRDS, table, tapply,
##      unique, unsplit, which.max, which.min
## Loading required package: S4Vectors
## Loading required package: stats4
##
## Attaching package: 'S4Vectors'
## The following object is masked from 'package:utils':
##
##      findMatches
```

```

## The following objects are masked from 'package:base':
##
##     I, expand.grid, unname
## Loading required package: IRanges
## Loading required package: GenomeInfoDb
## Loading required package: GenomicRanges
## Loading required package: AnnotationDbi
## Loading required package: Biobase
## Welcome to Bioconductor
##
##     Vignettes contain introductory material; view
##     with 'browseVignettes()'. To cite Bioconductor,
##     see 'citation("Biobase")', and for packages
##     'citation("pkgname")'.
## Loading required package: rtracklayer
## Loading required package: magrittr
##
## Attaching package: 'magrittr'
## The following object is masked from 'package:GenomicRanges':
##
##     subtract
## Loading required package: ggplot2
## Loading required package: dplyr
##
## Attaching package: 'dplyr'
## The following object is masked from 'package:AnnotationDbi':
##
##     select
## The following object is masked from 'package:Biobase':
##
##     combine
## The following objects are masked from 'package:GenomicRanges':
##
##     intersect, setdiff, union
## The following object is masked from 'package:GenomeInfoDb':
##
##     intersect
## The following objects are masked from 'package:IRanges':
##
##     collapse, desc, intersect, setdiff, slice, union
## The following objects are masked from 'package:S4Vectors':
##
##     first, intersect, rename, setdiff, setequal,
##     union
## The following objects are masked from 'package:BiocGenerics':
##
##     combine, intersect, setdiff, setequal, union
## The following object is masked from 'package:generics':
##
##     explain
## The following objects are masked from 'package:stats':
##
##     filter, lag

```

```
## The following objects are masked from 'package:base':
##
## intersect, setdiff, setequal, union
##
## Attaching package: 'Guitar'
## The following object is masked from 'package:BiocGenerics':
##
## normalize

# genomic features imported into named list
stBedFiles <- list(system.file("extdata", "m6A_mm10_exomePeak_1000peaks_bed12.bed",
                             package="Guitar"))
```

With the following script, we may generate the transcriptomic distribution of genomic features to be tested, and the result will be automatically saved into a PDF file under the working directory with prefix "example". With the `GuitarPlot` function, the gene annotation can be downloaded from internet automatically with a genome assembly number provided; however, this feature requires working internet and might take a longer time. The toy `Guitar` coordinates generated internally should never be re-used in other real data analysis.

```
count <- GuitarPlot(txGenomeVer = "mm10",
                   stBedFiles = stBedFiles,
                   miscOutFilePrefix = NA)
```

In a more efficient protocol, in order to re-use the gene annotation and *Guitar coordinates*, you will have to build `Guitar Coordinates` from a `txdb` object in a separate step. The `transcriptDb` contains the gene annotation information and can be obtained in a number of ways, e.g, download the complete gene annotation of species from UCSC automatically, which might takes a few minutes. In the following analysis, we load the `Txdb` object from a toy dataset provided with the `Guitar` package. Please note that this is only a very small part of the complete hg19 transcriptome, and the `Txdb` object provided with `Guitar` package should not be used in real data analysis. With a `Txdb` object that contains gene annotation information, we in the next build *Guitar coordinates*, which is essentially a bridge connects the transcriptomic landmarks and genomic coordinates.

```
txdb_file <- system.file("extdata", "mm10_toy.sqlite",
                        package="Guitar")
txdb <- loadDb(txdb_file)
guitarTxdb <- makeGuitarTxdb(txdb = txdb, txPrimaryOnly = FALSE)

## [1] "There are 2946 transcripts of 2946 genes in the genome."
## [1] "total 2946 transcripts extracted ..."
## [1] "total 2719 transcripts left after ambiguity filter ..."
## [1] "total 2719 transcripts left after check chromosome validity ..."
## [1] "total 1342 mRNAs left after component length filter ..."
## [1] "total 307 ncRNAs left after ncRNA length filter ..."
## [1] "generate components for all tx"
## [1] "generate components for mRNA"
## [1] "generate components for lncRNA"
## [1] "generate chiped transcriptome"
## [1] "generate coverage checking ranges for tx"
## [1] "generate coverage checking ranges for mrna"
## [1] "generate coverage checking ranges for ncRNA"

# Or use gff. file to generate guitarTxdb
# Or use getTxdb() to download TxDb from internet:
```

```
# txdb <- getTxdb(txGenomeVer="hg19")
# guitarTxdb <- makeGuitarTxdb(txdb)
```

You may now generate the Guitar plot from the named list of genome-based features.

```
GuitarPlot(txTxdb = txdb,
           stBedFiles = stBedFiles,
           miscOutFilePrefix = "example")

## [1] "20250205165726"
## [1] "There are 2946 transcripts of 2946 genes in the genome."
## [1] "total 2946 transcripts extracted ..."
## [1] "total 2719 transcripts left after ambiguity filter ..."
## [1] "total 2719 transcripts left after check chromosome validity ..."
## [1] "total 1342 mRNAs left after component length filter ..."
## [1] "total 307 ncRNAs left after ncRNA length filter ..."
## [1] "generate components for all tx"
## [1] "generate components for mRNA"
## [1] "generate components for lncRNA"
## [1] "generate chiped transcriptome"
## [1] "generate coverage checking ranges for tx"
## [1] "generate coverage checking ranges for mrna"
## [1] "generate coverage checking ranges for ncna"
## [1] "20250205165738"
## [1] "import BED file /private/tmp/RtmpJmaBw8/Rinst39467db32fbe/Guitar/extdata/m6A_mm10_exomePeak_1000
## [1] "sample 10 points for Group1"
## [1] "start figure plotting for tx ..."

## Warning: Use of 'densityCI$x' is discouraged.
## i Use 'x' instead.
## Warning: Use of 'densityCI$x' is discouraged.
## i Use 'x' instead.
## Warning: Use of 'densityCI$confidenceDown' is discouraged.
## i Use 'confidenceDown' instead.
## Warning: Use of 'densityCI$x' is discouraged.
## i Use 'x' instead.
## Warning: Use of 'densityCI$confidenceUp' is discouraged.
## i Use 'confidenceUp' instead.
## Warning: Use of 'densityCI$x' is discouraged.
## i Use 'x' instead.
## Warning: Use of 'densityCI$confidenceDown' is discouraged.
## i Use 'confidenceDown' instead.
## Warning: Use of 'densityCI$confidenceUp' is discouraged.
## i Use 'confidenceUp' instead.
## Warning: Use of 'densityCI$x' is discouraged.
## i Use 'x' instead.
## Warning: Use of 'vline_pos$x1' is discouraged.
## i Use 'x1' instead.
## Warning: Use of 'vline_pos$y1' is discouraged.
## i Use 'y1' instead.
## Warning: Use of 'vline_pos$x2' is discouraged.
## i Use 'x2' instead.
## Warning: Use of 'vline_pos$y2' is discouraged.
## i Use 'y2' instead.
```

```
## [1] "start figure plotting for mrna ..."
```

```
## Warning: Use of 'densityCI$x' is discouraged.
## i Use 'x' instead.
## Warning: Use of 'densityCI$x' is discouraged.
## i Use 'x' instead.
## Warning: Use of 'densityCI$confidenceDown' is discouraged.
## i Use 'confidenceDown' instead.
## Warning: Use of 'densityCI$x' is discouraged.
## i Use 'x' instead.
## Warning: Use of 'densityCI$confidenceUp' is discouraged.
## i Use 'confidenceUp' instead.
## Warning: Use of 'densityCI$x' is discouraged.
## i Use 'x' instead.
## Warning: Use of 'densityCI$confidenceDown' is discouraged.
## i Use 'confidenceDown' instead.
## Warning: Use of 'densityCI$confidenceUp' is discouraged.
## i Use 'confidenceUp' instead.
## Warning: Use of 'densityCI$x' is discouraged.
## i Use 'x' instead.
## Warning: Use of 'vline_pos$x1' is discouraged.
## i Use 'x1' instead.
## Warning: Use of 'vline_pos$y1' is discouraged.
## i Use 'y1' instead.
## Warning: Use of 'vline_pos$x2' is discouraged.
## i Use 'x2' instead.
## Warning: Use of 'vline_pos$y2' is discouraged.
## i Use 'y2' instead.
```

```
## [1] "start figure plotting for ncrna ..."
```

```
## Warning: Use of 'densityCI$x' is discouraged.
## i Use 'x' instead.
## Warning: Use of 'densityCI$x' is discouraged.
## i Use 'x' instead.
## Warning: Use of 'densityCI$confidenceDown' is discouraged.
## i Use 'confidenceDown' instead.
## Warning: Use of 'densityCI$x' is discouraged.
## i Use 'x' instead.
## Warning: Use of 'densityCI$confidenceUp' is discouraged.
## i Use 'confidenceUp' instead.
## Warning: Use of 'densityCI$x' is discouraged.
## i Use 'x' instead.
## Warning: Use of 'densityCI$confidenceDown' is discouraged.
## i Use 'confidenceDown' instead.
## Warning: Use of 'densityCI$confidenceUp' is discouraged.
## i Use 'confidenceUp' instead.
## Warning: Use of 'densityCI$x' is discouraged.
## i Use 'x' instead.
## Warning: Use of 'vline_pos$x1' is discouraged.
## i Use 'x1' instead.
## Warning: Use of 'vline_pos$y1' is discouraged.
## i Use 'y1' instead.
## Warning: Use of 'vline_pos$x2' is discouraged.
## i Use 'x2' instead.
```

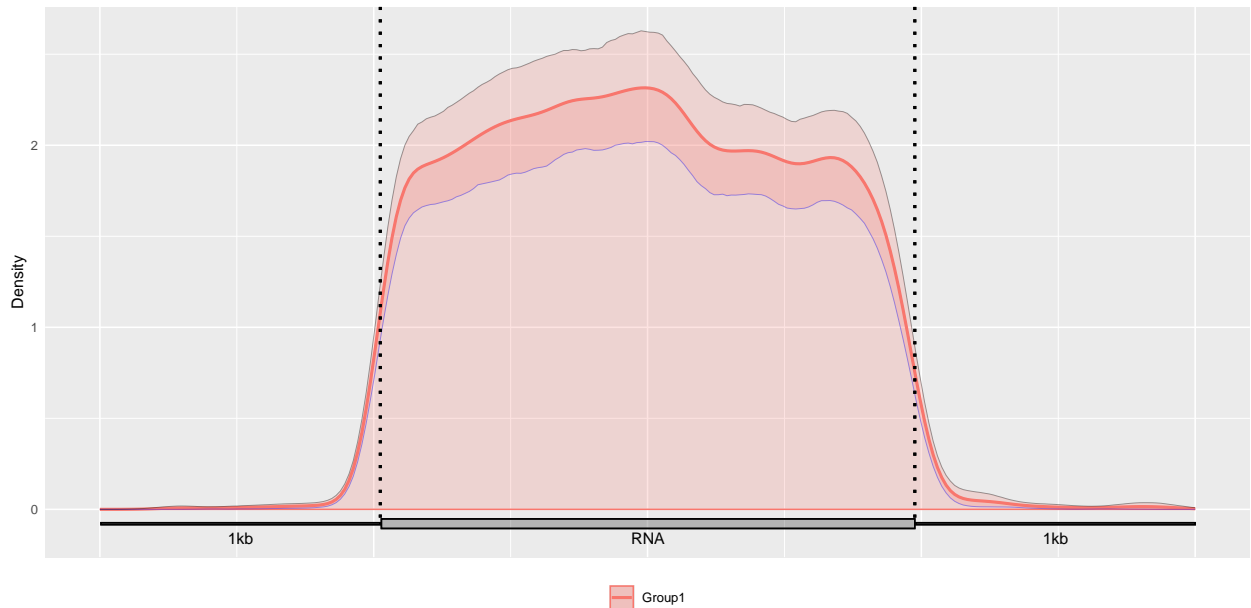
```
## Warning: Use of 'vline_pos$y2' is discouraged.
## i Use 'y2' instead.
```

Alternatively, you may also optionally include the promoter DNA region and tail DNA region on the 5' and 3' side of a transcript in the plot with parameter `headOrtail = TRUE`.

```
GuitarPlot(txTxdb = txdb,
            stBedFiles = stBedFiles,
            headOrtail = TRUE)

## [1] "20250205165805"
## [1] "There are 2946 transcripts of 2946 genes in the genome."
## [1] "total 2946 transcripts extracted ..."
## [1] "total 2719 transcripts left after ambiguity filter ..."
## [1] "total 2719 transcripts left after check chromosome validity ..."
## [1] "total 1342 mRNAs left after component length filter ..."
## [1] "total 307 ncRNAs left after ncRNA length filter ..."
## [1] "generate components for all tx"
## [1] "generate components for mRNA"
## [1] "generate components for lncRNA"
## [1] "generate chipped transcriptome"
## [1] "generate coverage checking ranges for tx"
## [1] "generate coverage checking ranges for mrna"
## [1] "generate coverage checking ranges for ncrna"
## [1] "20250205165816"
## [1] "import BED file /private/tmp/RtmpJmaBw8/Rinst39467db32fbe/Guitar/extdata/m6A_mm10_exomePeak_1000
## [1] "sample 10 points for Group1"
## [1] "start figure plotting for tx ..."

## Warning: Use of 'densityCI$x' is discouraged.
## i Use 'x' instead.
## Use of 'densityCI$x' is discouraged.
## i Use 'x' instead.
## Warning: Use of 'densityCI$confidenceDown' is discouraged.
## i Use 'confidenceDown' instead.
## Warning: Use of 'densityCI$x' is discouraged.
## i Use 'x' instead.
## Warning: Use of 'densityCI$confidenceUp' is discouraged.
## i Use 'confidenceUp' instead.
## Warning: Use of 'densityCI$x' is discouraged.
## i Use 'x' instead.
## Warning: Use of 'densityCI$confidenceDown' is discouraged.
## i Use 'confidenceDown' instead.
## Warning: Use of 'densityCI$confidenceUp' is discouraged.
## i Use 'confidenceUp' instead.
## Warning: Use of 'densityCI$x' is discouraged.
## i Use 'x' instead.
## Warning: Use of 'vline_pos$x1' is discouraged.
## i Use 'x1' instead.
## Warning: Use of 'vline_pos$y1' is discouraged.
## i Use 'y1' instead.
## Warning: Use of 'vline_pos$x2' is discouraged.
## i Use 'x2' instead.
## Warning: Use of 'vline_pos$y2' is discouraged.
## i Use 'y2' instead.
```



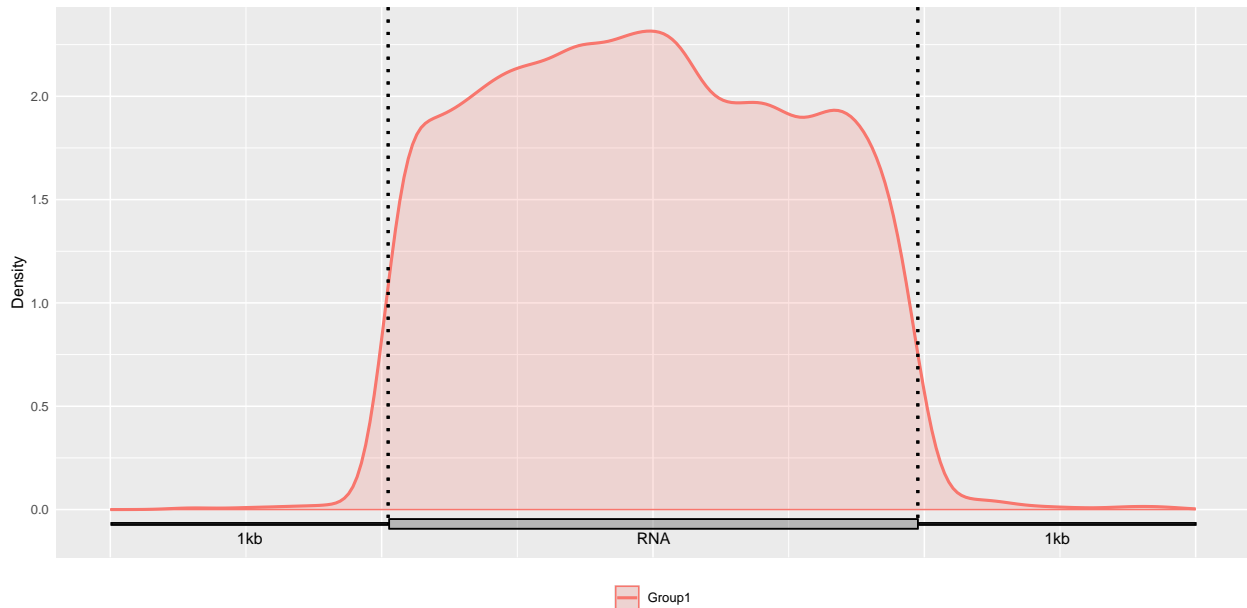
Alternatively, you may also optionally include the Confidence Interval for guitar plot with parameter `enableCI = FALSE`.

```
GuitarPlot(txTxdb = txdb,
            stBedFiles = stBedFiles,
            headOrtail = TRUE,
            enableCI = FALSE)

## [1] "20250205165834"
## [1] "There are 2946 transcripts of 2946 genes in the genome."
## [1] "total 2946 transcripts extracted ..."
## [1] "total 2719 transcripts left after ambiguity filter ..."
## [1] "total 2719 transcripts left after check chromosome validity ..."
## [1] "total 1342 mRNAs left after component length filter ..."
## [1] "total 307 ncRNAs left after ncRNA length filter ..."
## [1] "generate components for all tx"
## [1] "generate components for mRNA"
## [1] "generate components for lncRNA"
## [1] "generate chipped transcriptome"
## [1] "generate coverage checking ranges for tx"
## [1] "generate coverage checking ranges for mrna"
## [1] "generate coverage checking ranges for ncrna"
## [1] "20250205165848"
## [1] "import BED file /private/tmp/RtmpJmaBw8/Rinst39467db32fbe/Guitar/extdata/m6A_mm10_exomePeak_1000"
## [1] "sample 10 points for Group1"
## [1] "start figure plotting for tx ..."

## Warning: Use of 'densityCI$x' is discouraged.
## i Use 'x' instead.
## Use of 'densityCI$x' is discouraged.
## i Use 'x' instead.
## Warning: Use of 'vline_pos$x1' is discouraged.
## i Use 'x1' instead.
```

```
## Warning: Use of 'vline_pos$y1' is discouraged.
## i Use 'y1' instead.
## Warning: Use of 'vline_pos$x2' is discouraged.
## i Use 'x2' instead.
## Warning: Use of 'vline_pos$y2' is discouraged.
## i Use 'y2' instead.
```



2 Supported Data Format

Besides BED file, Guitar package also supports GRangesList and GRanges data structures. Please see the following examples.

```
# import different data formats into a named list object.
# These genomic features are using mm10 genome assembly
stBedFiles <- list(system.file("extdata", "m6A_mm10_exomePeak_1000peaks_bed12.bed",
                             package="Guitar"),
                  system.file("extdata", "m6A_mm10_exomePeak_1000peaks_bed6.bed",
                             package="Guitar"))

# Build Guitar Coordinates
txdb_file <- system.file("extdata", "mm10_toy.sqlite",
                        package="Guitar")
txdb <- loadDb(txdb_file)

# Guitar Plot
GuitarPlot(txTxdb = txdb,
           stBedFiles = stBedFiles,
           headOrtail = TRUE,
           enableCI = FALSE,
           mapFilterTranscript = TRUE,
           pltTxType = c("mrna"),
```



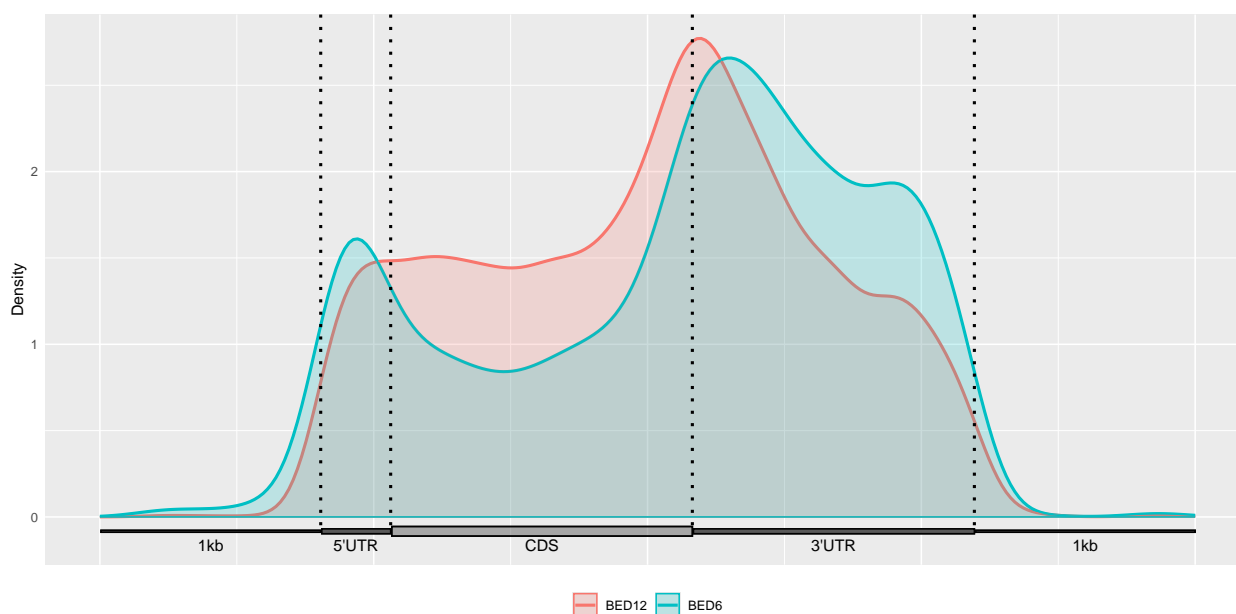
```

stGroupName = c("BED12", "BED6"))

## [1] "20250205165851"
## [1] "There are 2946 transcripts of 2946 genes in the genome."
## [1] "total 2946 transcripts extracted ..."
## [1] "total 2719 transcripts left after ambiguity filter ..."
## [1] "total 2719 transcripts left after check chromosome validity ..."
## [1] "total 1342 mRNAs left after component length filter ..."
## [1] "total 307 ncRNAs left after ncRNA length filter ..."
## [1] "generate components for mRNA"
## [1] "generate chiped transcriptome"
## [1] "generate coverage checking ranges for mrna"
## [1] "20250205165902"
## [1] "import BED file /private/tmp/RtmpJmaBw8/Rinst39467db32fbe/Guitar/extdata/m6A_mm10_exomePeak_1000"
## [1] "import BED file /private/tmp/RtmpJmaBw8/Rinst39467db32fbe/Guitar/extdata/m6A_mm10_exomePeak_1000"
## [1] "sample 10 points for BED12"
## [1] "sample 10 points for BED6"
## [1] "start figure plotting for mrna ..."

## Warning: Use of 'densityCI$x' is discouraged.
## i Use 'x' instead.
## Use of 'densityCI$x' is discouraged.
## i Use 'x' instead.
## Warning: Use of 'vline_pos$x1' is discouraged.
## i Use 'x1' instead.
## Warning: Use of 'vline_pos$y1' is discouraged.
## i Use 'y1' instead.
## Warning: Use of 'vline_pos$x2' is discouraged.
## i Use 'x2' instead.
## Warning: Use of 'vline_pos$y2' is discouraged.
## i Use 'y2' instead.

```



3 Processing of sampling sites information

We can select parameters for site sampling.

```
stGRangeLists = vector("list", length(stBedFiles))
sitesPoints <- list()
for (i in seq_len(length(stBedFiles))) {
  stGRangeLists[[i]] <- blocks(import(stBedFiles[[i]]))
}
for (i in seq_len(length(stGRangeLists))) {
  sitesPoints[[i]] <- samplePoints(stGRangeLists[i],
    stSampleNum = 10,
    stAmbiguity = 5,
    pltTxType = c("mrna"),
    stSampleModle = "Equidistance",
    mapFilterTranscript = FALSE,
    guitarTxdb = guitarTxdb)
}
```

4 Guitar Coordinates - Transcriptomic Landmarks Projected on Genome

The guitarTxdb object contains the genome-projected transcriptome coordinates, which can be valuable for evaluating transcriptomic information related applications, such as checking the quality of MeRIP-Seq data. The Guitar coordinates are essentially the genomic projection of standardized transcript-based coordinates, making a viable bridge between the landmarks on transcript and genome-based coordinates.

It is based on the *txdb* object input, extracts the transcript information in *txdb*, selects the transcripts that match the parameters according to the component parameters set by the user, and saves according to the transcript type (tx, mrna, ncRNA).

```
guitarTxdb <- makeGuitarTxdb(txdb = txdb,
  txAmbiguity = 5,
  txMrnaComponentProp = c(0.1,0.15,0.6,0.05,0.1),
  txLncrnaComponentProp = c(0.2,0.6,0.2),
  pltTxType = c("tx","mrna","ncrna"),
  txPrimaryOnly = FALSE)

## [1] "There are 2946 transcripts of 2946 genes in the genome."
## [1] "total 2946 transcripts extracted ..."
## [1] "total 2719 transcripts left after ambiguity filter ..."
## [1] "total 2719 transcripts left after check chromosome validity ..."
## [1] "total 1342 mRNAs left after component length filter ..."
## [1] "total 307 ncRNAs left after ncRNA length filter ..."
## [1] "generate components for all tx"
## [1] "generate components for mRNA"
## [1] "generate components for lncRNA"
## [1] "generate chiped transcriptome"
## [1] "generate coverage checking ranges for tx"
## [1] "generate coverage checking ranges for mrna"
## [1] "generate coverage checking ranges for ncRNA"
```

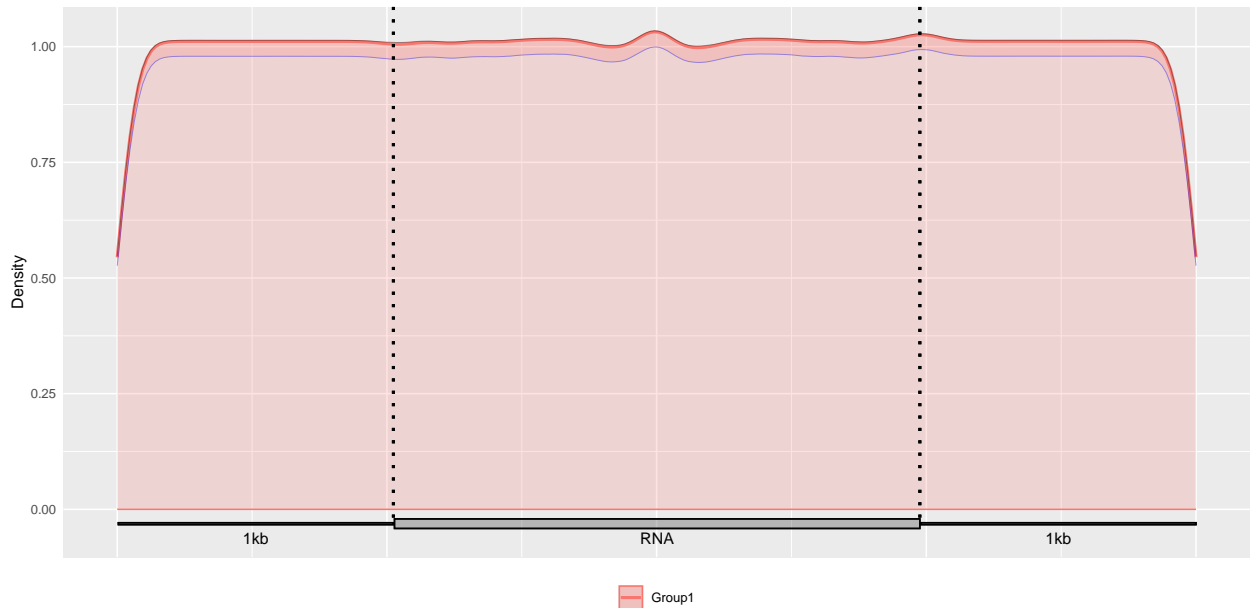
5 Check the Overlapping between Different Components

We can also check the distribution of the Guitar coordinates built.

```
gcl <- list(guitarTxdb$tx$tx)
GuitarPlot(txTxdb = txdb,
           stGRangeLists = gcl,
           stSampleNum = 200,
           enableCI = TRUE,
           pltTxType = c("tx"),
           txPrimaryOnly = FALSE
           )

## [1] "20250205165917"
## [1] "There are 2946 transcripts of 2946 genes in the genome."
## [1] "total 2946 transcripts extracted ..."
## [1] "total 2719 transcripts left after ambiguity filter ..."
## [1] "total 2719 transcripts left after check chromosome validity ..."
## [1] "total 1342 mRNAs left after component length filter ..."
## [1] "total 307 ncRNAs left after ncRNA length filter ..."
## [1] "generate components for all tx"
## [1] "generate chiped transcriptome"
## [1] "generate coverage checking ranges for tx"
## [1] "20250205165929"
## [1] "sample 200 points for Group1"
## [1] "start figure plotting for tx ..."

## Warning: Use of 'densityCI$x' is discouraged.
## i Use 'x' instead.
## Warning: Use of 'densityCI$x' is discouraged.
## i Use 'x' instead.
## Warning: Use of 'densityCI$confidenceDown' is discouraged.
## i Use 'confidenceDown' instead.
## Warning: Use of 'densityCI$x' is discouraged.
## i Use 'x' instead.
## Warning: Use of 'densityCI$confidenceUp' is discouraged.
## i Use 'confidenceUp' instead.
## Warning: Use of 'densityCI$x' is discouraged.
## i Use 'x' instead.
## Warning: Use of 'densityCI$confidenceDown' is discouraged.
## i Use 'confidenceDown' instead.
## Warning: Use of 'densityCI$confidenceUp' is discouraged.
## i Use 'confidenceUp' instead.
## Warning: Use of 'densityCI$x' is discouraged.
## i Use 'x' instead.
## Warning: Use of 'vline_pos$x1' is discouraged.
## i Use 'x1' instead.
## Warning: Use of 'vline_pos$y1' is discouraged.
## i Use 'y1' instead.
## Warning: Use of 'vline_pos$x2' is discouraged.
## i Use 'x2' instead.
## Warning: Use of 'vline_pos$y2' is discouraged.
## i Use 'y2' instead.
```



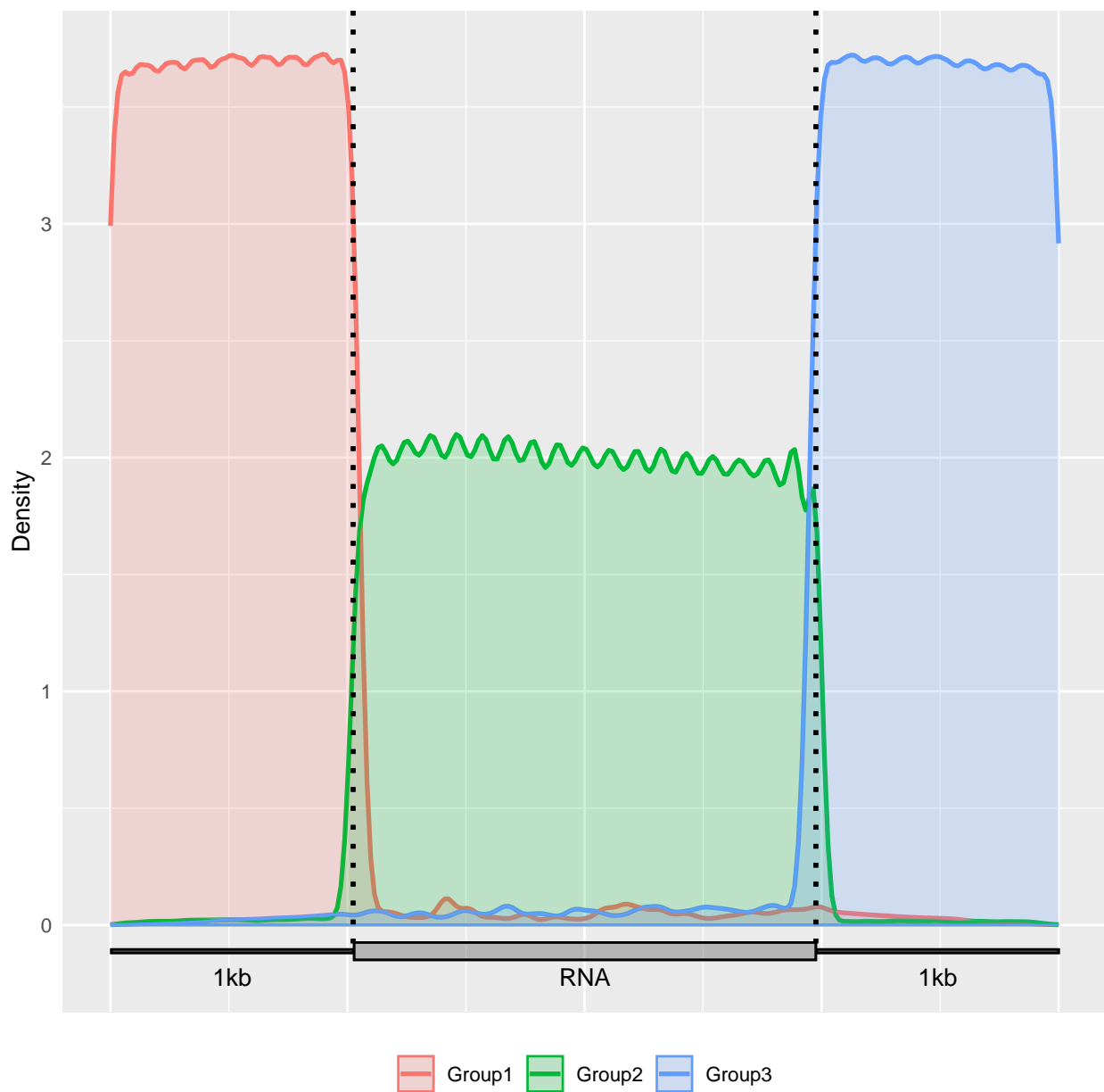
Alternatively, we can extract the RNA components, check the distribution of tx components in the transcriptome

```
GuitarCoords <- guitarTxdb$tx$txComponentGRange
type <- paste(mcols(GuitarCoords)$componentType, mcols(GuitarCoords)$txType)
key <- unique(type)
landmark <- list(1,2,3,4,5,6,7,8,9,10,11)
names(landmark) <- key
for (i in 1:length(key)) {
  landmark[[i]] <- GuitarCoords[type==key[i]]
}
GuitarPlot(txTxdb = txdb ,
            stGRangeLists = landmark[1:3],
            pltTxType = c("tx"),
            enableCI = FALSE
)
```

```
## [1] "20250205170639"
## [1] "There are 2946 transcripts of 2946 genes in the genome."
## [1] "total 2946 transcripts extracted ..."
## [1] "total 2719 transcripts left after ambiguity filter ..."
## [1] "total 2719 transcripts left after check chromosome validity ..."
## [1] "total 1342 mRNAs left after component length filter ..."
## [1] "total 307 ncRNAs left after ncRNA length filter ..."
## [1] "generate components for all tx"
## [1] "generate chiped transcriptome"
## [1] "generate coverage checking ranges for tx"
## [1] "20250205170651"
## [1] "sample 10 points for Group1"
## [1] "sample 10 points for Group2"
## [1] "sample 10 points for Group3"
## [1] "start figure plotting for tx ..."
```

```
## Warning: Use of 'densityCI$x' is discouraged.
```

```
## i Use 'x' instead.
## Use of 'densityCI$x' is discouraged.
## i Use 'x' instead.
## Warning: Use of 'vline_pos$x1' is discouraged.
## i Use 'x1' instead.
## Warning: Use of 'vline_pos$y1' is discouraged.
## i Use 'y1' instead.
## Warning: Use of 'vline_pos$x2' is discouraged.
## i Use 'x2' instead.
## Warning: Use of 'vline_pos$y2' is discouraged.
## i Use 'y2' instead.
```



Check the distribution of mRNA components in the transcriptome

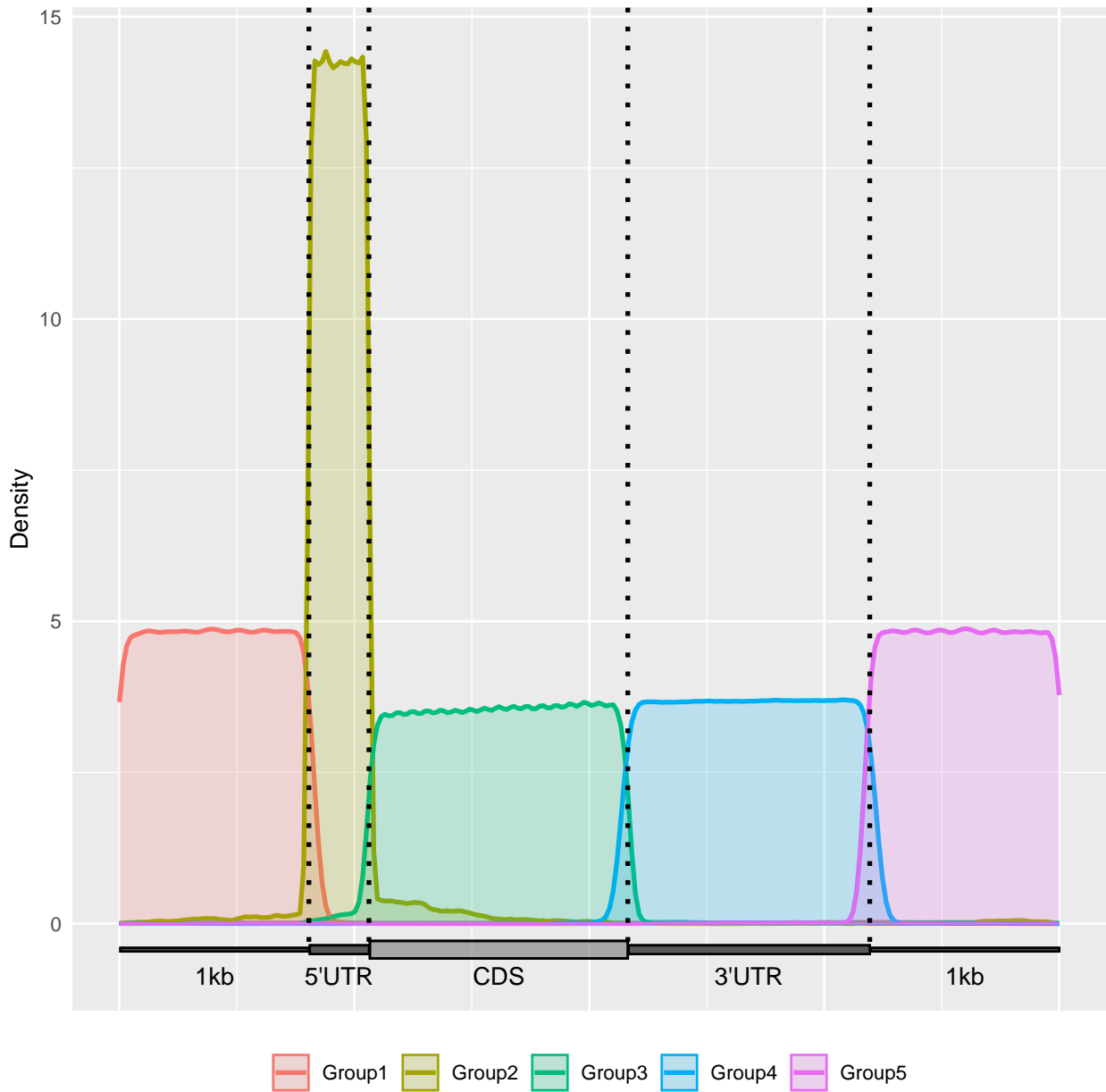
```

GuitarPlot(txTxdb = txdb ,
            stGRangeLists = landmark[4:8],
            pltTxType = c("mrna"),
            enableCI = FALSE
)

## [1] "20250205170712"
## [1] "There are 2946 transcripts of 2946 genes in the genome."
## [1] "total 2946 transcripts extracted ..."
## [1] "total 2719 transcripts left after ambiguity filter ..."
## [1] "total 2719 transcripts left after check chromosome validity ..."
## [1] "total 1342 mRNAs left after component length filter ..."
## [1] "total 307 ncRNAs left after ncRNA length filter ..."
## [1] "generate components for mRNA"
## [1] "generate chiped transcriptome"
## [1] "generate coverage checking ranges for mrna"
## [1] "20250205170723"
## [1] "sample 10 points for Group1"
## [1] "sample 10 points for Group2"
## [1] "sample 10 points for Group3"
## [1] "sample 10 points for Group4"
## [1] "sample 10 points for Group5"
## [1] "start figure plotting for mrna ..."

## Warning: Use of 'densityCI$x' is discouraged.
## i Use 'x' instead.
## Use of 'densityCI$x' is discouraged.
## i Use 'x' instead.
## Warning: Use of 'vline_pos$x1' is discouraged.
## i Use 'x1' instead.
## Warning: Use of 'vline_pos$y1' is discouraged.
## i Use 'y1' instead.
## Warning: Use of 'vline_pos$x2' is discouraged.
## i Use 'x2' instead.
## Warning: Use of 'vline_pos$y2' is discouraged.
## i Use 'y2' instead.

```



Check the distribution of lncRNA components in the transcriptome

```
GuitarPlot(txTxdb = txdb ,
            stGRangeLists = landmark[9:11],
            pltTxType = c("ncrna"),
            enableCI = FALSE
)

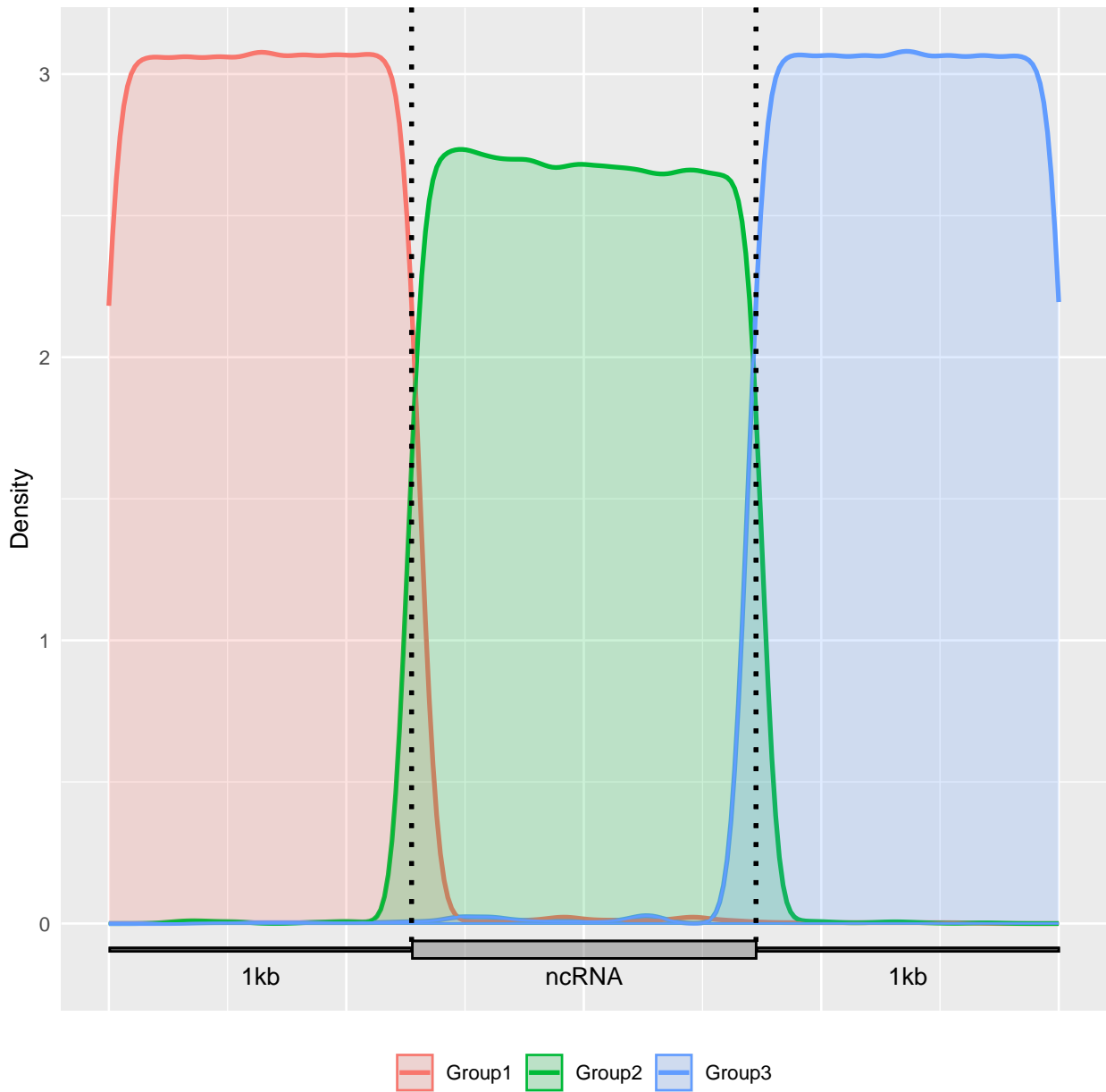
## [1] "20250205170736"
## [1] "There are 2946 transcripts of 2946 genes in the genome."
## [1] "total 2946 transcripts extracted ..."
## [1] "total 2719 transcripts left after ambiguity filter ..."
## [1] "total 2719 transcripts left after check chromosome validity ..."
## [1] "total 1342 mRNAs left after component length filter ..."
## [1] "total 307 ncRNAs left after ncRNA length filter ..."
```

```

## [1] "generate components for lncRNA"
## [1] "generate chiped transcriptome"
## [1] "generate coverage checking ranges for ncrna"
## [1] "20250205170747"
## [1] "sample 10 points for Group1"
## [1] "sample 10 points for Group2"
## [1] "sample 10 points for Group3"
## [1] "start figure plotting for ncrna ..."

## Warning: Use of 'densityCI$x' is discouraged.
## i Use 'x' instead.
## Warning: Use of 'densityCI$x' is discouraged.
## i Use 'x' instead.
## Warning: Use of 'vline_pos$x1' is discouraged.
## i Use 'x1' instead.
## Warning: Use of 'vline_pos$y1' is discouraged.
## i Use 'y1' instead.
## Warning: Use of 'vline_pos$x2' is discouraged.
## i Use 'x2' instead.
## Warning: Use of 'vline_pos$y2' is discouraged.
## i Use 'y2' instead.

```

6 Session Information

```
sessionInfo()
```

```
## R Under development (unstable) (2025-01-22 r87618)
```

```
## Platform: x86_64-apple-darwin20
```

```
## Running under: macOS Monterey 12.7.6
```

```
##
```

```
## Matrix products: default
```

```
## BLAS: /Library/Frameworks/R.framework/Versions/4.5-x86_64/Resources/lib/libRblas.0.dylib
```

```
## LAPACK: /Library/Frameworks/R.framework/Versions/4.5-x86_64/Resources/lib/libRlapack.dylib; LAPACK v
```

```

##
## locale:
## [1] C/en_US.UTF-8/en_US.UTF-8/C/en_US.UTF-8/en_US.UTF-8
##
## time zone: America/New_York
## tzcode source: internal
##
## attached base packages:
## [1] stats4      stats      graphics  grDevices utils
## [6] datasets    methods    base
##
## other attached packages:
## [1] Guitar_2.23.0      dplyr_1.1.4
## [3] ggplot2_3.5.1      magrittr_2.0.3
## [5] rtracklayer_1.67.0 GenomicFeatures_1.59.1
## [7] AnnotationDbi_1.69.0 Biobase_2.67.0
## [9] GenomicRanges_1.59.1 GenomeInfoDb_1.43.4
## [11] IRanges_2.41.2      S4Vectors_0.45.2
## [13] BiocGenerics_0.53.6 generics_0.1.3
## [15] knitr_1.49
##
## loaded via a namespace (and not attached):
## [1] KEGGREST_1.47.0      SummarizedExperiment_1.37.0
## [3] gtable_0.3.6         rjson_0.2.23
## [5] xfun_0.50            lattice_0.22-6
## [7] vctrs_0.6.5         tools_4.5.0
## [9] bitops_1.0-9        curl_6.2.0
## [11] parallel_4.5.0      tibble_3.2.1
## [13] RSQLite_2.3.9       highr_0.11
## [15] blob_1.2.4          pkgconfig_2.0.3
## [17] Matrix_1.7-2        lifecycle_1.0.4
## [19] GenomeInfoDbData_1.2.13 farver_2.1.2
## [21] compiler_4.5.0      textshaping_1.0.0
## [23] Rsamtools_2.23.1    Biostrings_2.75.3
## [25] munsell_0.5.1       codetools_0.2-20
## [27] RCurl_1.98-1.16     yaml_2.3.10
## [29] pillar_1.10.1       crayon_1.5.3
## [31] BiocParallel_1.41.0 cachem_1.1.0
## [33] DelayedArray_0.33.5 abind_1.4-8
## [35] tidyselect_1.2.1    restfulr_0.0.15
## [37] labeling_0.4.3      fastmap_1.2.0
## [39] grid_4.5.0          colorspace_2.1-1
## [41] cli_3.6.3           SparseArray_1.7.5
## [43] S4Arrays_1.7.2      XML_3.99-0.18
## [45] withr_3.0.2         UCSC.utils_1.3.1
## [47] scales_1.3.0        bit64_4.6.0-1
## [49] XVector_0.47.2      httr_1.4.7
## [51] matrixStats_1.5.0   bit_4.5.0.1
## [53] ragg_1.3.3          png_0.1-8
## [55] memoise_2.0.1       evaluate_1.0.3
## [57] BiocIO_1.17.1       rlang_1.1.5
## [59] glue_1.8.0          DBI_1.2.3
## [61] jsonlite_1.8.9      R6_2.5.1
## [63] systemfonts_1.2.1   MatrixGenerics_1.19.1

```

```
## [65] GenomicAlignments_1.43.0
```